

KEDIA ADVISORY



DAILY BULLION REPORT

25 Oct 2024

- BULLDEX
- GOLD
- SILVER



Kedia Stocks & Commodities Research Pvt. Ltd.

Research Advisory | White Labelling | Digital Marketing



BULDEX SNAPSHOT

Commodity	Expiry	Open	High	Low	Close	% Change
MCXBULLDEX	26-Nov-24	19625.00	19714.00	19501.00	19527.00	-0.63
MCXBULLDEX	24-Dec-24	0.00	0.00	0.00	19873.00	0.48

BULLION SNAPSHOT

Commodity	Expiry	Open	High	Low	Close	% Change
GOLD	5-Dec-24	78156.00	78491.00	77932.00	78327.00	0.66
GOLD	5-Feb-25	78496.00	79000.00	78466.00	78886.00	0.64
GOLDMINI	31-Oct-24	76786.00	78072.00	76786.00	77872.00	0.50
GOLDMINI	5-Dec-24	77962.00	78475.00	77956.00	78302.00	0.59
SILVER	5-Dec-24	97451.00	98580.00	96034.00	97032.00	0.07
SILVER	5-Mar-25	99977.00	100980.00	98550.00	99488.00	0.01
SILVERMINI	29-Nov-24	97494.00	98375.00	95872.00	96848.00	-1.00
SILVERMINI	28-Feb-25	99898.00	100941.00	98540.00	99454.00	3.19

OPEN INTEREST SNAPSHOT

Commodity	Expiry	% Change	% Oi Change	Oi Status
MCXBULLDEX	26-Nov-24	-0.63	103.70	Fresh Selling
MCXBULLDEX	24-Dec-24	0.48	0.00	Short Covering
GOLD	5-Dec-24	0.66	1.43	Fresh Buying
GOLD	5-Feb-25	0.64	3.12	Fresh Buying
GOLDMINI	31-Oct-24	0.50	-35.81	Short Covering
GOLDMINI	5-Dec-24	0.59	11.50	Fresh Buying
SILVER	5-Dec-24	0.07	-2.31	Short Covering
SILVER	5-Mar-25	0.01	1.66	Fresh Buying
SILVERMINI	29-Nov-24	0.05	-1.00	Short Covering
SILVERMINI	28-Feb-25	0.08	3.19	Fresh Buying

INTERNATIONAL BULLION SNAPSHOT

Commodity	Open	High	Low	Close	% Change
Gold \$	2720.94	2743.31	2717.94	2733.90	0.44
Silver \$	33.81	34.30	33.24	33.67	0.01

RATIOS

Ratio	Price	Ratio	Price	Ratio	Price
Gold / Silver Ratio	80.72	Silver / Crudeoil Ratio	16.42	Gold / Copper Ratio	93.38
Gold / Crudeoil Ratio	13.25	Silver / Copper Ratio	115.68	Crudeoil / Copper Ratio	7.05

Important levels for Jewellery/Bullion Dealers



Booking Price for Sellers	Booking Price for Buyers
78637.00	78017.00
78847.00	77807.00



Booking Price for Sellers	Booking Price for Buyers
97752.00	96312.00
98512.00	95552.00



Booking Price for Sellers	Booking Price for Buyers
84.25	83.89
84.47	83.67



Booking Price for Sellers	Booking Price for Buyers
2742.30	2717.00
2755.20	2704.10



Booking Price for Sellers	Booking Price for Buyers
34.14	33.32
34.45	33.01

Click here for download Kedia Advisory **Special Research Reports**



Technical Snapshot



SELL GOLD DEC @ 78500 SL 78700 TGT 78200-78000. MCX

Observations

Gold trading range for the day is 77690-78810.

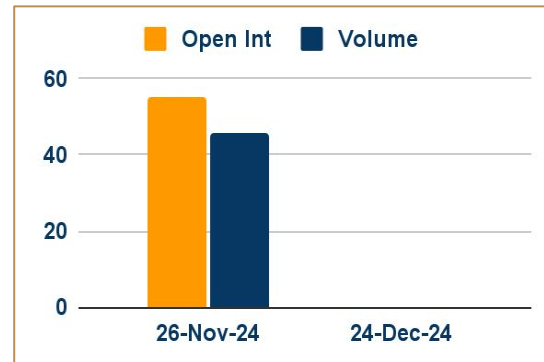
Gold gains following the release of better-than-expected labor market data.

The number of Americans filing new claims for unemployment benefits last week was lower than forecasted

Building permits in the United States fell by 3.1% to a seasonally adjusted annual rate of 1.425 million in September 2024.

U.S. economic activity was little changed from September through early October while firms saw an uptick in hiring

OI & Volume



Spread

GOLD FEB-DEC	559.00
GOLDMINI DEC-OCT	430.00

Trading Levels

Commodity	Expiry	Close	R2	R1	PP	S1	S2
GOLD	5-Dec-24	78327.00	78810.00	78570.00	78250.00	78010.00	77690.00
GOLD	5-Feb-25	78886.00	79320.00	79105.00	78785.00	78570.00	78250.00
GOLDMINI	31-Oct-24	77872.00	78860.00	78365.00	77575.00	77080.00	76290.00
GOLDMINI	5-Dec-24	78302.00	78765.00	78535.00	78245.00	78015.00	77725.00
Gold \$		2733.90	2757.37	2746.06	2732.00	2720.69	2706.63

Technical Snapshot

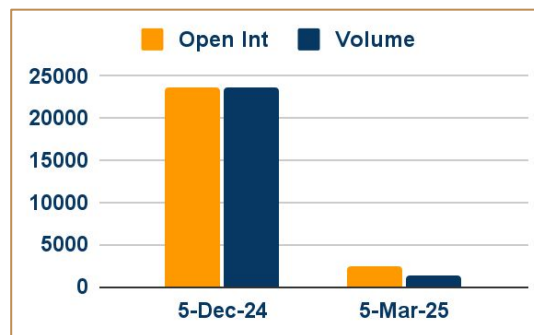


SELL SILVER DEC @ 97500 SL 98500 TGT 96500-95500. MCX

Observations

Silver trading range for the day is 94670-99760.
 Silver steadied as the bullion remained in demand in the face of ongoing geopolitical risks.
 The dollar index fell to 104.2, after gaining almost 1% in the previous three sessions to three-month highs.
 The odds for additional 50bps reduction in the fed funds rate this year have lowered to around 68% from nearly 72% last week.
 Investors continue to monitor interest rates trajectory and believe the Federal Reserve will not cut interest rates as aggressively as initially expected

OI & Volume



Spread

SILVER MAR-DEC	2456.00
SILVERMINI FEB-NOV	2606.00

Trading Levels

Commodity	Expiry	Close	R2	R1	PP	S1	S2
SILVER	5-Dec-24	97032.00	99760.00	98395.00	97215.00	95850.00	94670.00
SILVER	5-Mar-25	99488.00	102105.00	100800.00	99675.00	98370.00	97245.00
SILVERMINI	29-Nov-24	96848.00	99535.00	98190.00	97030.00	95685.00	94525.00
SILVERMINI	28-Feb-25	99454.00	102045.00	100750.00	99645.00	98350.00	97245.00
Silver \$		33.67	34.80	34.24	33.74	33.18	32.68

Gold gains following the release of better-than-expected labor market data after the number of Americans filing new claims for unemployment benefits last week was lower than forecasted while continuing claims rose. U.S. economic activity was little changed from September through early October while firms saw an uptick in hiring, continuing recent trends that have reinforced expectations the Federal Reserve will opt for a smaller 25-basis-point reduction in borrowing costs in two weeks. The U.S. central bank's latest temperature check on the health of the economy also showed that inflation pressures continued to moderate.

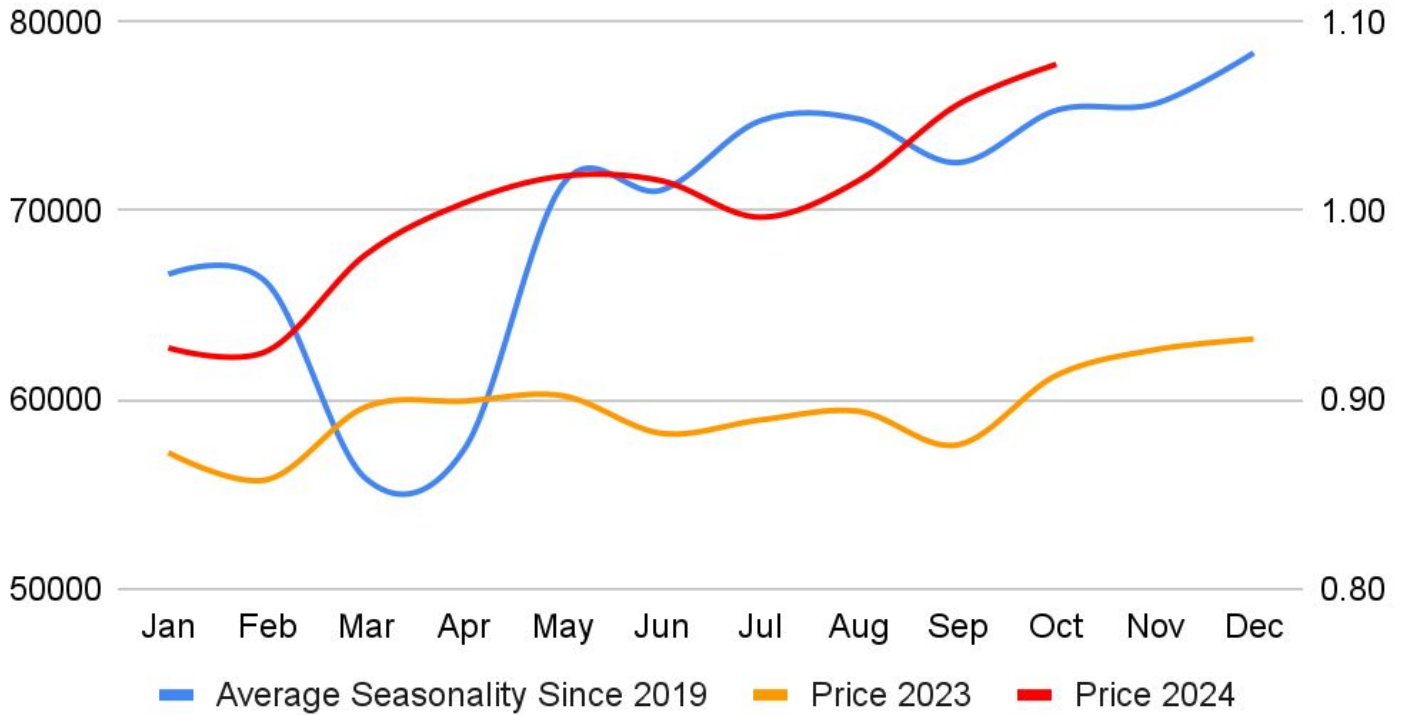
Record prices dull India demand ahead of key festival - Physical gold dealers in India were forced to offer discounts, as record high prices dampened demand ahead of a key festival, while discounts in top consumer China narrowed. Indian dealers offered a discount of up to \$8 an ounce over official domestic prices, versus last week's \$3 premium. Chinese dealers narrowed discounts to \$3-\$14 below international spot prices, from \$15-\$31 discounts quoted last week. In Hong Kong, gold was sold between \$2 discount and \$1.20 premium. Retail gold demand in China has taken a hit this year amid sky-high prices and economic slowdown. In Singapore, gold was sold between discount \$0.80 to \$2.20 premium .

Swiss gold exports fall on lower supplies to India - Swiss gold exports fell in September to the lowest level since June owing to reduced shipments to India, customs data from the world's biggest bullion refining and transit hub showed. Some deliveries to China, the world's largest gold consumer, resumed in September after zero supplies in August, but exports to India, the world's second-largest gold consumer and a major importer, slumped to the lowest level since January, 2023. Deliveries to India fell after massive supplies in August-July when the country reduced the state gold import tax to the lowest in 11 years, temporarily boosting demand.

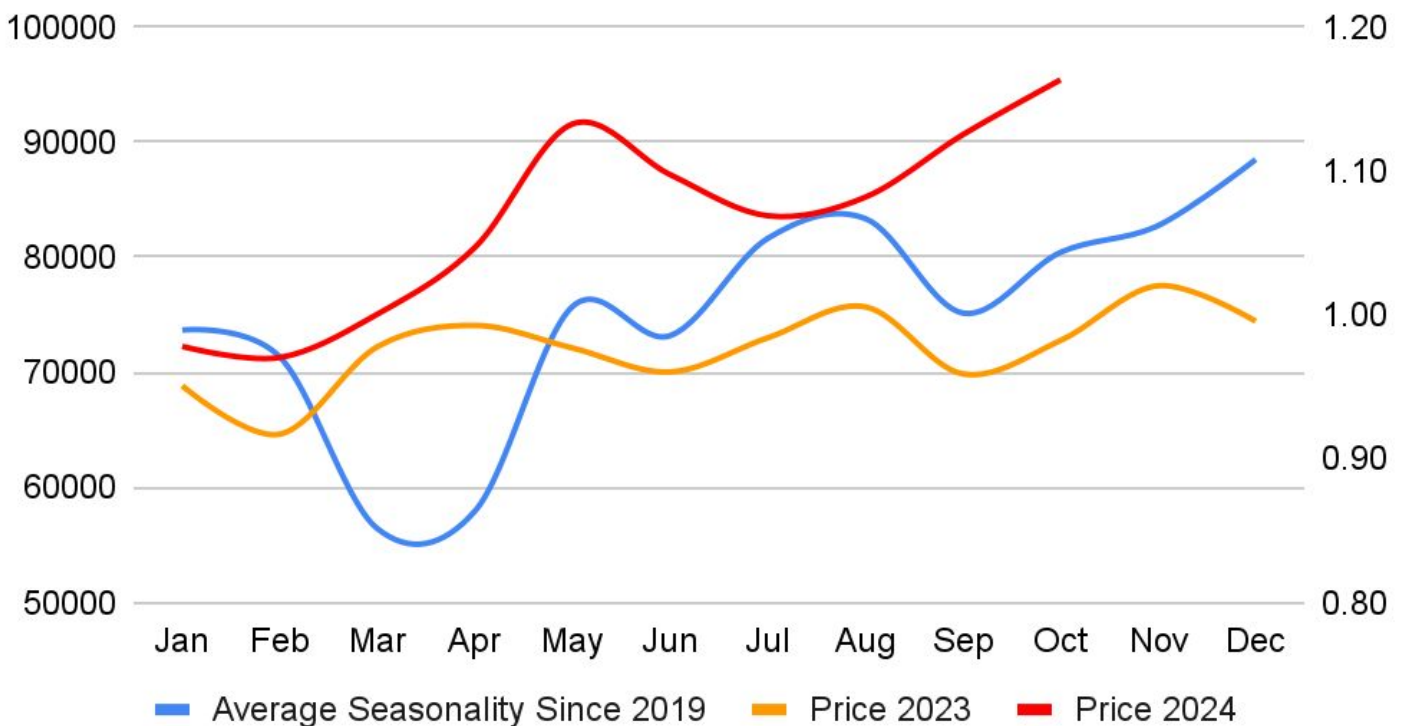
China's gold reserves unchanged for fifth straight month in September - China's central bank held back on buying gold for its reserves for a fifth straight month in September, official data showed, mainly due to a surge in prices for the yellow metal. China's gold holdings stood at 72.8 million troy ounces at the end of last month. The value of the gold reserves, however, rose to \$191.47 billion from \$182.98 billion at the end of August. Global central banks, which actively bought gold in 2022-2023, are on track to slow purchases in 2024 from 2023, according to the World Gold Council, but to keep them above the pre-2022 level. This is partly due to the pause in purchases by the People's Bank of China (PBOC), which until May had bought gold for 18 consecutive months.

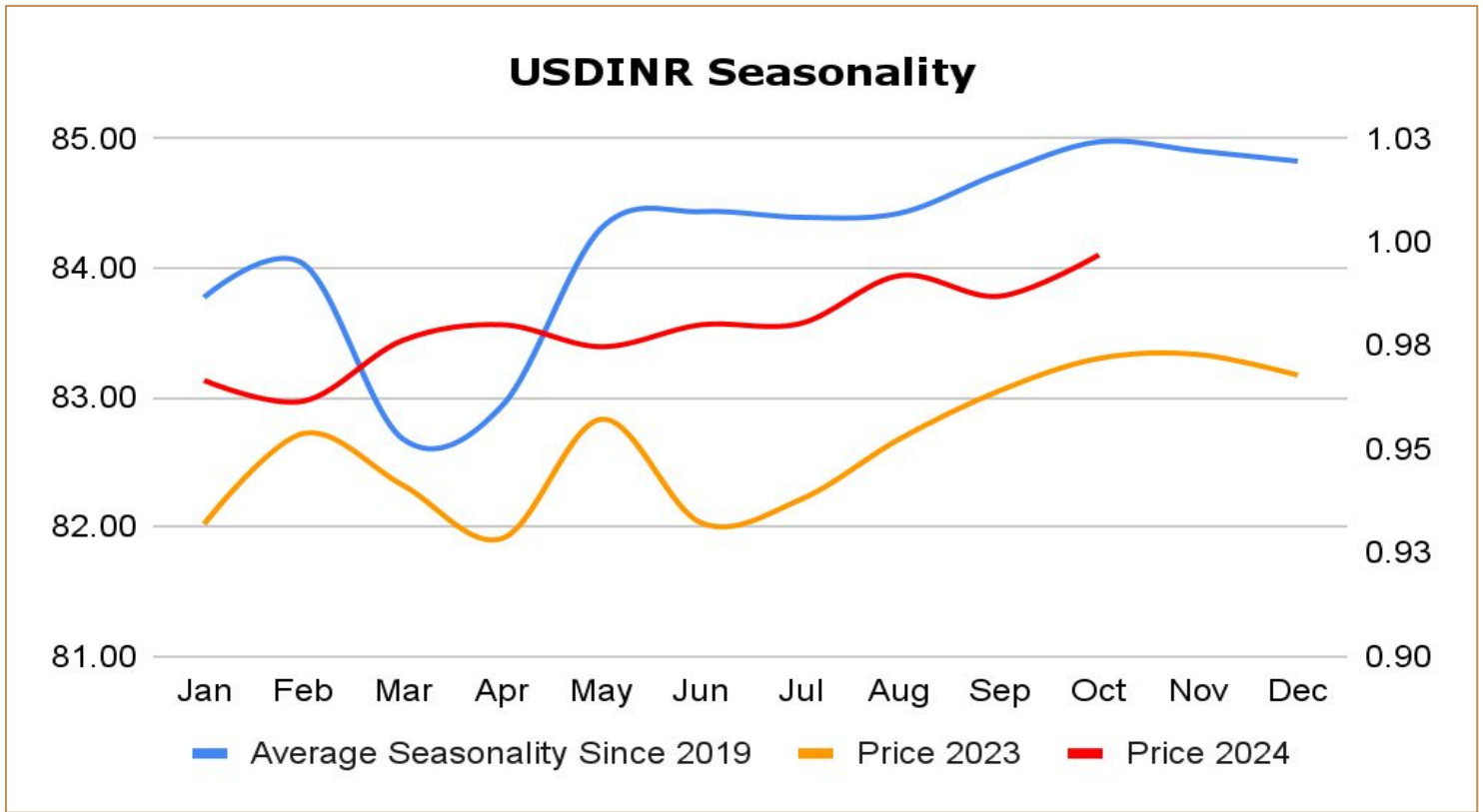
China's August net gold imports via HK lowest in over 2 years - China's monthly net gold imports via Hong Kong dropped 76% to their lowest level in more than two years in August, data showed, as a record price rally curbed appetite in the world's top bullion consumer. China imported a net 6.245 metric tons in August, down from 25.659 tons in July, Hong Kong Census and Statistics Department data showed. Imports were at their lowest level since April 2022. Total gold imports via Hong Kong were down 48% at 16.377 metric tons last month.

Gold Seasonality



Silver Seasonality





Weekly Economic Data

Date	Curr.	Data
Oct 21	EUR	German PPI m/m
Oct 21	USD	FOMC Member Logan Speaks
Oct 21	USD	CB Leading Index m/m
Oct 21	USD	FOMC Member Kashkari Speaks
Oct 22	USD	Richmond Manufacturing Index
Oct 23	EUR	ECB President Lagarde Speaks
Oct 23	EUR	Consumer Confidence
Oct 23	USD	Existing Home Sales
Oct 23	USD	Crude Oil Inventories
Oct 24	EUR	French Flash Manufacturing PMI
Oct 24	EUR	French Flash Services PMI
Oct 24	EUR	German Flash Manufacturing PMI
Oct 24	EUR	German Flash Services PMI

Date	Curr.	Data
Oct 24	USD	Unemployment Claims
Oct 24	USD	FOMC Member Hammack Speaks
Oct 24	USD	Flash Manufacturing PMI
Oct 24	USD	Flash Services PMI
Oct 24	USD	New Home Sales
Oct 24	USD	Natural Gas Storage
Oct 25	EUR	Spanish Unemployment Rate
Oct 25	EUR	German ifo Business Climate
Oct 25	EUR	M3 Money Supply y/y
Oct 25	EUR	Private Loans y/y
Oct 25	USD	Core Durable Goods Orders m/m
Oct 25	USD	Durable Goods Orders m/m
Oct 25	EUR	Belgian NBB Business Climate



DISCLAIMER

KEDIA ADVISORY

This Report is prepared and distributed by Kedia Stocks & Commodities Research Pvt Ltd. Our SEBI REGISTRATION NUMBER - INH000006156. for information purposes only. The recommendations, if any, made herein are expressions of views and/or opinions and should not be deemed or construed to be neither advice for the purpose of purchase or sale through KSCRPL nor any solicitation or offering of any investment /trading opportunity. These information/opinions/ views are not meant to serve as a professional investment guide for the readers. No action is solicited based upon the information provided herein. Recipients of this Report should rely on information/data arising out of their own investigations. Readers are advised to seek independent professional advice and arrive at an informed trading/investment decision before executing any trades or making any investments. This Report has been prepared on the basis of publicly available information, internally developed data and other sources believed by KSCRPL to be reliable. KSCRPL or its directors, employees, affiliates or representatives do not assume any responsibility for or warrant the accuracy, completeness, adequacy and reliability of such information/opinions/ views. While due care has been taken to ensure that the disclosures and opinions given are fair and reasonable, none of the directors, employees, affiliates or representatives of KSCRPL shall be liable for any direct, indirect, special, incidental, consequential, punitive or exemplary damages, including lost profits arising in any way whatsoever from the information/opinions/views contained in this Report. The possession, circulation and/or distribution of this Report may be restricted or regulated in certain jurisdictions by appropriate laws. No action has been or will be taken by KSCRPL in any jurisdiction (other than India), where any action for such purpose (s) is required. Accordingly, this Report shall not be possessed, circulated and/ or distributed in any such country or jurisdiction unless such action is in compliance with all applicable laws and regulations of such country or jurisdiction. KSCRPL requires such a recipient to inform himself about and to observe any restrictions at his own expense, without any liability to KSCRPL. Any dispute arising out of this Report shall be subject to the exclusive jurisdiction of the Courts in India.

KEDIA ADVISORY

KEDIA STOCKS & COMMODITIES RESEARCH PVT LTD

Mumbai, India

SEBI REGISTRATION NUMBER - INH000006156

For more details, please contact: +91 93234 06035 / 96195 51022

Email: info@kediaadvisory.com

Regd.Off.: 1, 2, 3 & 4, 1st Floor, Tulip Bldg, Flower Valley Complex, Khadakpada Circle,
Kalyan-(W), Mumbai-421301